



 **ATUSA**

BRASS FITTINGS

CATALOGUE 2024

COMPRESSION FITTINGS FOR POLYETHYLENE PIPES – “GORBEA” TYPE



DOUBLE STRAIGHT



Ø			CODE
20	50	10	LPGRD020
25	30	10	LPGRD025
32	20	5	LPGRD032
40	12	4	LPGRD040
50	8	4	LPGRD050
63	3		LPGRD063



MALE STRAIGHT



Ø			CODE
1/2" x 20	90	10	LPGRM320
3/4" x 25	60	10	LPGRM425
1" x 32	35	5	LPGRM532
1 1/4" x 40	20	5	LPGRM640
1 1/2" x 50	12	4	LPGRM750
2" x 63	6	3	LPGRM863



FEMALE STRAIGHT



Ø			CODE
1/2" x 20	80	10	LPGRH320
3/4" x 25	60	10	LPGRH425
1" x 32	30	5	LPGRH532
1 1/4" x 40	20	5	LPGRH640
1 1/2" x 50	8	4	LPGRH750
2" x 63	6	3	LPGRH863



DOUBLE ELBOW



Ø			CODE
20	40	10	LPGCD020
25	20	10	LPGCD025
32	15	5	LPGCD032
40	10	5	LPGCD040
50	5		LPGCD050
63	3		LPGCD063



MALE ELBOW




Ø			CODE
1/2" x 20	70	10	LPGCM320
3/4" x 25	40	10	LPGCM425
1" x 32	25	5	LPGCM532
1 1/4" x 40	10	5	LPGCM640
1 1/2" x 50	10	5	LPGCM750
2" x 63	4		LPGCM863



FEMALE ELBOW



Ø			CODE
1/2" x 20	70	10	LPGCH320
3/4" x 25	40	10	LPGCH425
1" x 32	25	5	LPGCH532
1 1/4" x 40	10	5	LPGCH640
1 1/2" x 50	8	4	LPGCH750
2" x 63	4		LPGCH863



TEE



Ø			CODE
20	30	10	LPGTD020
25	20	5	LPGTD025
32	10	5	LPGTD032
40	6		LPGTD040
50	4		LPGTD050
63	3		LPGTD063



FEMALE TEE



Ø			CODE
1/2" x 20	30	10	LPGTH320
3/4" x 25	20	5	LPGTH425
1" x 32	15	5	LPGTH532
1 1/4" x 40	6		LPGTH640
1 1/2" x 50	4		LPGTH750
2" x 63	3		LPGTH863



WALLPLATE ELBOW



Ø			CODE
1/2" x 20	40	10	LPGCP320
3/4" x 25	20	5	LPGCP425
1" x 32	15	5	LPGCP532



45° MALE ELBOW



Ø			CODE
1" x 32	25	5	LPGC4532
1 1/4" x 40	10	5	LPGC4540
1 1/2" x 50	10	5	LPGC4550



LONG DOUBLE STRAIGHT COUPLING



Ø			CODE
32	18	1	LPGRR032
40	10	1	LPGRR040
50	5	1	LPGRR050
63	3	1	LPGRR063



REINFORCEMENT PART



Ø			CODE
20	250	10	LPGVR020
25	150	10	LPGVR025
32	100	10	LPGVR032
40	50	10	LPGVR040
50	40	10	LPGVR050
63	20	1	LPGVR063

COMPRESSION FITTINGS FOR POLYETHYLENE PIPES – “URBASA” TYPE



DOUBLE STRAIGHT

Ø			CODE
20	40	10	LPERD020
25	20	10	LPERD025
32	15	5	LPERD032
40	12		LPERD040
50	8		LPERD050
63	3		LPERD063



MALE STRAIGHT

Ø			CODE
1/2" x 20	60	10	LPERM320
3/4" x 25	40	10	LPERM425
1" x 32	30	5	LPERM532
1 1/4" x 40	20		LPERM640
1 1/2" x 50	10		LPERM750
2" x 63	6		LPERM863



FEMALE STRAIGHT

Ø			CODE
1/2" x 20	60	10	LPERH320
3/4" x 25	40	10	LPERH425
1" x 32	20	5	LPERH532
1 1/4" x 40	20		LPERH640
1 1/2" x 50	10		LPERH750
2" x 63	6		LPERH863



DOUBLE ELBOW

Ø			CODE
20	40	10	LPECD020
25	20	10	LPECD025
32	15		LPECD032
40	10		LPECD040
50	5		LPECD050
63	3		LPECD063



MALE ELBOW

Ø			CODE
1/2" x 20	60	10	LPECM320
3/4" x 25	30	10	LPECM425
1" x 32	25		LPECM532
1 1/4" x 40	10		LPECM640
1 1/2" x 50	6		LPECM750
2" x 63	3		LPECM863




FEMALE ELBOW

Ø			CODE
1/2" x 20	60	10	LPECH320
3/4" x 25	30	10	LPECH425
1" x 32	25		LPECH532
1 1/4" x 40	10		LPECH640
1 1/2" x 50	6		LPECH750
2" x 63	3		LPECH863




TEE

Ø			CODE
20	30	10	LPETD020
25	15	5	LPETD025
32	10		LPETD032
40	6		LPETD040
50	4		LPETD050
63	2		LPETD063




MALE TEE

Ø			CODE
1/2" x 20	30	10	LPETH320
3/4" x 25	20	5	LPETH425
1" x 32	15		LPETH532
1 1/4" x 40	6		LPETH640
1 1/2" x 50	4		LPETH750
2" x 63	3		LPETH863



FEMALE WALLPLATE ELBOW


Ø			CODE
1/2" x 20	30	10	LPECP320
3/4" x 25	20	5	LPECP425
1" x 32	15		LPECP532

COMPRESSION FITTINGS FOR POLYETHYLENE PIPES – "RONCAL" TYPE



DOUBLE STRAIGHT




Ø			CODE
20	40	10	LPORD020
25	30	10	LPORD025
32	20	5	LPORD032
40	15	5	LPORD040
50	9	3	LPORD050
63	4	2	LPORD063



MALE STRAIGHT



Ø			CODE
1/2" x 20	70	10	LPORM320
3/4" x 25	50	10	LPORM425
1" x 32	30	5	LPORM532
1 1/4" x 40	20	5	LPORM640
1 1/2" x 50	10	5	LPORM750
2" x 63	6	3	LPORM863

**FEMALE STRAIGHT**

Ø			CODE
1/2" x 20	70	10	LPORH320
3/4" x 25	50	10	LPORH425
1" x 32	30	5	LPORH532
1 1/4" x 40	20	5	LPORH640
1 1/2" x 50	10	5	LPORH750
2" x 63	6	3	LPORH863

**DOUBLE ELBOW**

Ø			CODE
20	40	10	LPOCD020
25	20	10	LPOCD025
32	15	5	LPOCD032
40	8	4	LPOCD040
50	4		LPOCD050
63	3		LPOCD063

**MALE ELBOW**

Ø			CODE
1/2" x 20	50	10	LPOCM320
3/4" x 25	40	10	LPOCM425
1" x 32	20	5	LPOCM532
1 1/4" x 40	12	4	LPOCM640
1 1/2" x 50	9	3	LPOCM750
2" x 63	4	2	LPOCM863

**FEMALE ELBOW**

Ø			CODE
1/2" x 20	50	10	LPOCH320
3/4" x 25	40	10	LPOCH425
1" x 32	20	5	LPOCH532
1 1/4" x 40	15	5	LPOCH640
1 1/2" x 50	10	5	LPOCH750
2" x 63	4		LPOCH863

**TEE**

Ø			CODE
20	20	10	LPOTD020
25	15	5	LPOTD025
32	15	5	LPOTD032
40	8	4	LPOTD040
50	4		LPOTD050
63	2		LPOTD063

**FEMALE TEE**

Ø			CODE
1/2" x 20	30	10	LPOTH320
3/4" x 25	20	5	LPOTH425
1" x 32	15	5	LPOTH532
1 1/4" x 40	8	4	LPOTH640
1 1/2" x 50	4		LPOTH750
2" x 63	3		LPOTH863

**LONG DOUBLE STRAIGHT COUPLING**


Ø			CODE
25	24	1	LPORR025
32	20	1	LPORR032
40	12	1	LPORR040
50	7	1	LPORR050

**WALLPLATE ELBOW**


Ø			CODE
1/2" x 20	40	10	LPOCP320
3/4" x 25	20	5	LPOCP425
1" x 32	15	5	LPOCP532

COMPRESSION FITTINGS FOR POLYETHYLENE PIPES – “FLANGED” TYPE


DOUBLE STRAIGHT



Ø		CODE
75	4 1	LPGRD075
90	4 1	LPGRD090
110	2 1	LPGRD110



MALE STRAIGHT


Ø		CODE
2 1/2" x 75	6 1	LPGRMA75
3" x 90	5 1	LPGRMB90
4" x 110	3 1	LPGRM110



FEMALE STRAIGHT


Ø		CODE
2 1/2" x 75	6 1	LPGRHA75
3" x 90	5 1	LPGRHB90
4" x 110	3 1	LPGRH110



DOUBLE ELBOW


Ø		CODE
75	3 1	LPGCD075
90	1	LPGCD090
110	1	LPGCD110



MALE ELBOW



Ø		CODE
2 1/2" x 75	4 1	LPGCMA75
3" x 90	2 1	LPGCMB90
4" x 110	1	LPGCM110



FEMALE ELBOW


Ø		CODE
2 1/2" x 75	4 1	LPGCHA75
3" x 90	2 1	LPGCHB90
4" x 110	1	LPGCH110


TEE


Ø		CODE
75	2 1	LPGTD075
90	1	LPGTD090
110	1	LPGTD110


FEMALE TEE


Ø		CODE
2 1/2" x 75	2 1	LPGTHA75
3" x 90	1	LPGTHB90
4" x 110	1	LPGTH110

THREADED FITTINGS



2 90° BEND F/F



Ø		CODE
1/2"	120 10	LS002003
3/4"	80 10	LS002004
1"	40 10	LS002005
1 1/4"	40 5	LS002006
1 1/2"	25 5	LS002007
2"	18 1	LS002008



90 90° ELBOW F/F



Ø		CODE		ISO 7-1 CODE
3/8"	350 10	LS090002		
1/2"	200 10	LS090003	150 10	LS090703
3/4"	100 10	LS090004	80 10	LS090704
1"	60 10	LS090005	40 10	LS090705
1 1/4"	80 5	LS090006	30 5	LS090706
1 1/2"	55 5	LS090007	25 5	LS090707
2"	30 5	LS090008	10 5	LS090708
2 1/2"	16 1	LS09000A		
3"	8 1	LS09000B		
4"	4 1	LS09000D		



90R 90° REDUCING ELBOW F/F



Ø		CODE
1/2" x 3/8"	250 10	LS090032
3/4" x 1/2"	150 10	LS090043
1" x 1/2"	100 10	LS090053
1" x 3/4"	80 10	LS090054
1 1/4" x 1"	80 5	LS090065
1 1/2" x 1"	80 5	LS090075
1 1/2" x 1 1/4"	60 5	LS090076



92 90° ELBOW M/F



Ø		CODE		ISO 7-1 CODE
3/8"	350 10	LS092002		
1/2"	200 10	LS092003	160 10	LS092703
3/4"	100 10	LS092004	80 10	LS092704
1"	60 10	LS092005	50 10	LS092705
1 1/4"	35 5	LS092006	30 5	LS092706
1 1/2"	25 5	LS092007	20 5	LS092707
2"	25 5	LS092008	10 5	LS092708
2 1/2"	14 1	LS09200A		
3"	10 1	LS09200B		
4"	4 1	LS09000D		



130 TEE



Ø		CODE		ISO 7-1 CODE
3/8"	250 10	LS130002		
1/2"	150 10	LS130003	120 10	LS130703
3/4"	60 10	LS130004	60 10	LS130704
1"	40 10	LS130005	40 10	LS130705
1 1/4"	50 5	LS130006	20 5	LS130706
1 1/2"	40 5	LS130007	15 5	LS130707
2"	20 5	LS130008	10 5	LS130708
2 1/2"	11 1	LS13000A		
3"	8 1	LS13000B		
4"	4 1	LS13000D		



130R REDUCING TEE



Ø		CODE
3/4" x 1/2" x 3/4"	80 10	LS130434
1" x 1/2" x 1"	60 10	LS130535
1" x 3/4" x 1"	50 10	LS130545
1 1/4" x 1/2" x 1 1/4"	40 5	LS130636
1 1/4" x 3/4" x 1 1/4"	35 5	LS130646
1 1/4" x 1" x 1 1/4"	60 5	LS130656
1 1/2" x 1/2" x 1 1/2"	60 5	LS130737
1 1/2" x 3/4" x 1 1/2"	30 5	LS130747
1 1/2" x 1" x 1 1/2"	25 5	LS130757
1 1/2" x 1 1/4" x 1 1/2"	40 5	LS130767
2" x 1/2" x 2"	15 5	LS130838
2" x 3/4" x 2"	15 5	LS130848
2" x 1" x 2"	25 5	LS130858
2" x 1 1/4" x 2"	15 5	LS130868
2" x 1 1/2" x 2"	10 5	LS130878



180 CROSS



Ø		CODE
3/8"	200 10	LS180002
1/2"	110 10	LS180003
3/4"	60 10	LS180004
1"	30 10	LS180005
1 1/4"	40 5	LS180006
1 1/2"	30 5	LS180007
2"	16 1	LS180008



240 REDUCING SOCKET



Ø	Box		CODE
1/2" x 3/8"	350	10	LS240032
3/4" x 1/2"	200	10	LS240043
1" x 1/2"	160	10	LS240053
1" x 3/4"	140	10	LS240054
1 1/4" x 1"	80	10	LS240065
1 1/2" x 1"	120	10	LS240075
1 1/2" x 1 1/4"	100	10	LS240076
2" x 1"	40	5	LS240085
2" x 1 1/4"	40	5	LS240086
2" x 1 1/2"	30	5	LS240087



241 HEXAGONAL BUSHING M/F



Ø	Box		CODE
1/4" M x 1/8" F	1400	10	LS241010
3/8" M x 1/8" F	1200	10	LS241020
3/8" M x 1/4" F	1200	10	LS241021
1/2" M x 1/4" F	500	10	LS241031
1/2" M x 3/8" F	500	10	LS241032
3/4" M x 3/8" F	300	10	LS241042
3/4" M x 1/2" F	300	10	LS241043
1" M x 1/2" F	250	10	LS241053
1" M x 3/4" F	250	10	LS241054
1 1/4" M x 1/2" F	150	10	LS241063
1 1/4" M x 3/4" F	150	10	LS241064
1 1/4" M x 1" F	150	10	LS241065
1 1/2" M x 1/2" F	140	10	LS241073
1 1/2" M x 3/4" F	140	10	LS241074
1 1/2" M x 1" F	140	10	LS241075
1 1/2" M x 1 1/4" F	140	10	LS241076
2" M x 1/2" F	60	5	LS241083
2" M x 3/4" F	60	5	LS241084
2" M x 1" F	60	5	LS241085
2" M x 1 1/4" F	60	5	LS241086
2" M x 1" 1/2" F	60	5	LS241087
2 1/2" M x 1 1/4" F	40	1	LS2410A6
2 1/2" M x 1 1/2" F	40	1	LS2410A7
2 1/2" M x 2" F	40	1	LS2410A8
3" M x 2" F	20	1	LS2410B8
3" M x 2 1/2" F	20	1	LS2410BA
4" M x 2" F	20	1	LS2410D8
4" M x 2 1/2" F	20	1	LS2410DA
4" M x 3" F	20	1	LS2410DB



245 HEXAGONAL REDUCED NIPPLE



Ø	Box		CODE
1/4" x 1/8"	1100	10	LS245010
3/8" x 1/8"	900	10	LS245020
3/8" x 1/4"	900	10	LS245021
1/2" x 1/4"	750	10	LS245031
1/2" x 3/8"	700	10	LS245032
3/4" x 1/2"	400	10	LS245043
1" x 1/2"	280	10	LS245053
1" x 3/4"	250	10	LS245054
1 1/4" x 3/4"	110	10	LS245064
1 1/4" x 1"	100	10	LS245065
1 1/2" x 3/4"	80	10	LS245074
1 1/2" x 1"	120	10	LS245075
1 1/2" x 1 1/4"	100	10	LS245076
2" x 1"	100	5	LS245085
2" x 1 1/4"	100	5	LS245086
2" x 1 1/2"	100	5	LS245087
2 1/2" x 2"	30	1	LS2450A8
3" x 2"	20	1	LS2450B8
3" x 2 1/2"	20	1	LS2450BA



270 SOCKET



Ø	Box		CODE	ISO 7-1 CODE	
3/8"	350	10	LS270002		
1/2"	250	10	LS270003	250	10
3/4"	150	10	LS270004	130	10
1"	100	10	LS270005	80	10
1 1/4"	50	10	LS270006	50	5
1 1/2"	70	10	LS270007	30	5
2"	40	5	LS270008	15	5
2 1/2"	30	1	LS27000A		
3"	22	1	LS27000B		
4"	10	1	LS27000D		



246 REDUCING EXTENSION M/F




Ø	Box		CODE
3/8" M x 1/2" F	400	10	LS246023
1/2" M x 3/8" F	400	10	LS246032
1/2" M x 3/4" F	300	10	LS246034
1/2" M x 1" F	180	10	LS246035
1/2" M x 1 1/4" F	110	10	LS246036
3/4" M x 1/2" F	300	10	LS246043
3/4" M x 1" F	150	10	LS246045
1" M x 3/4" F	170	10	LS246054
1" M x 1 1/4" F	110	10	LS246056
1" M x 1 1/2" F	90	10	LS246057
1" M x 2" F	50	10	LS246058
1 1/4" M x 1 1/2" F	80	10	LS246067
1 1/4" M x 2" F	40	5	LS246068
1 1/2" M x 2" F	40	5	LS246078
2" M x 2 1/2" F	40	1	LS24608A



280 HEXAGONAL NIPPLE



Ø	Box		CODE	ISO 7-1 CODE	
1/8"	1200	10	LS280000		
1/4"	1000	10	LS280001		
3/8"	800	10	LS280002		
1/2"	350	10	LS280003	300	10
3/4"	200	10	LS280004	200	10
1"	150	10	LS280005	120	10
1 1/4"	80	10	LS280006	50	5
1 1/2"	60	10	LS280007	50	5
2"	30	5	LS280008	25	5
2 1/2"	20	1	LS28000A		
3"	25	1	LS28000B		
4"	12	1	LS28000D		



290 PLUG




Ø			CODE
1/8"	1500	10	LS290000
1/4"	1300	10	LS290001
3/8"	1000	10	LS290002
1/2"	600	10	LS290003
3/4"	350	10	LS290004
1"	200	10	LS290005
1 1/4"	130	10	LS290006
1 1/2"	100	10	LS290007
2"	60	5	LS290008
2 1/2"	40	1	LS29000A
3"	24	1	LS29000B
4"	12	1	LS29000D



300 HEXAGONAL CAP



Ø			CODE
1/4"	1200	10	LS300001
3/8"	1000	10	LS300002
1/2"	450	10	LS300003
3/4"	300	10	LS300004
1"	200	10	LS300005
1 1/4"	150	10	LS300006
1 1/2"	120	10	LS300007
2"	70	5	LS300008



315 HOSE NIPPLE



Ø			CODE
3/8" x 12 mm.	400	10	LS315002
1/2" x 14 mm.	250	10	LS315003
1/2" x 20 mm.	190	10	LS315203
3/4" x 20 mm.	150	10	LS315004
3/4" x 25 mm.	120	10	LS315254
1" x 20 mm.	100	10	LS315205
1" x 25 mm.	90	10	LS315255
1" x 30 mm.	80	10	LS315005
1 1/4" x 35 mm.	50	5	LS315006
1 1/4" x 40 mm.	40	5	LS315406
1 1/2" x 45 mm.	20	5	LS315007
2" x 50 mm.	40	5	LS315508
2" x 60 mm.	30	5	LS315008



318 FIVE WAY TEE



Ø			CODE
1"x1"x1"x 92 mm.	60	5	LS318005
1"x1"x1"x 110 mm.	50	5	LS318L05



DOUBLE RING THREADED




Ø			CODE
1" M x 3/4" F	500	10	LS317A05
7/8" M x 3/4" F	1.000	10	LS317A78



529 HEXAGONAL EXTENSION



Ø			CODE
3/8"	650	10	LS529002
1/2"	300	10	LS529003
3/4"	250	10	LS529004
1"	120	10	LS529005
1 1/4"	80	10	LS529006
1 1/2"	60	10	LS529007
2"	60	5	LS529008



2-PC FITTING FOR WATER METER

Ø			CODE
1/2" M x 3/4" F	180	2	LS317034
1/2" M x 7/8" F	140	2	LS317035
3/4" M x 1" F	110	2	LS317045
1" M x 1 1/4" F	50	2	LS317056



529H HEXAGONAL EXTENSION ALLEN SCREW



Ø			CODE
1/2"	300	10	LS529H03



529L LONG HEXAGONAL EXTENSION



Ø			CODE
1/2"	270	10	LS529L03



330 FLAT SEAT UNION
F/F WITH PTFE SEAL



Ø			CODE
1/2"	100	10	LS330003
3/4"	70	10	LS330004
1"	50	10	LS330005
1 1/4"	30	5	LS330006
1 1/2"	20	5	LS330007
2"	20	5	LS330008



331 FLAT SEAT UNION
M/F WITH PTFE SEAL



Ø			CODE
1/2"	100	10	LS331003
3/4"	60	10	LS331004
1"	40	10	LS331005
1 1/4"	25	5	LS331006
1 1/2"	20	5	LS331007
2"	20	5	LS331008



340 CONICAL SEAT
UNION F/F




Ø			CODE
1/2"	100	10	LS340003
3/4"	70	10	LS340004
1"	50	10	LS340005
1 1/4"	30	5	LS340006
1 1/2"	20	5	LS340007
2"	20	5	LS340008
2 1/2"	14	1	LS34000A
3"	12	1	LS34000B



341 CONICAL SEAT
UNION M/F




Ø			CODE
1/2"	100	10	LS341003
3/4"	60	10	LS341004
1"	40	10	LS341005
1 1/4"	25	5	LS341006
1 1/2"	20	5	LS341007
2"	20	5	LS341008
2 1/2"	10	1	LS34100A
3"	6	1	LS34100B



HOSE / HOSE CONNECTOR




Ø			CODE
20 x 20	120	20	LSHH2020
25 x 25	80	20	LSHH2525
30 x 30	40	10	LSHH3030
35 x 35	20	10	LSHH3535
40 x 40	20	5	LSHH4040
45 x 45	25	5	LSHH4545
50 x 50	20	5	LSHH5050
60 x 60	15	5	LSHH6060
70 x 70	12	1	LSHH7070



TANK
CONNECTOR




Ø			CODE
3/8"	180	10	LSTC0002
1/2"	120	10	LSTC0003
3/4"	80	10	LSTC0004
1"	50	10	LSTC0005
1 1/4"	30	10	LSTC0006
1 1/2"	25	5	LSTC0007
2"	25	5	LSTC0008
2 1/2"	24	1	LSTC000A
3"	12	1	LSTC000B



MALE THREAD /
MALE THREAD




Ø			CODE
1/2" x 1/2"	200	20	LSTT0303
3/4" x 3/4"	120	20	LSTT0404
1" x 1"	80	10	LSTT0505
1 1/4" x 1 1/4"	40	10	LSTT0606
1 1/2" x 1 1/2"	50	5	LSTT0707
2" x 2"	25	5	LSTT0808
2 1/2" x 2 1/2"	20	1	LSTT0A0A



HOSE CONNECTOR /
MALE THREAD



Ø			CODE
1/2" x 20	160	20	LSHT2003
3/4" x 25	100	20	LSHT2504
1" x 30	50	10	LSHT3005
1 1/4" x 35	30	10	LSHT3506
1 1/4" x 40	30	5	LSHT4006
1 1/2" x 45	35	5	LSHT4507
2" x 60	20	5	LSHT6008
2 1/2" x 70	16	1	LSHT700A



**EXTENSION -
BRASS FINISH**




**EXTENSION -
CHROME-PLATED FINISH**

Ø		CODE
3/8" M x 3/8" F x 30 mm.	360 10	LSB00302
3/8" M x 3/8" F x 50 mm.	250 5	LSB00502
3/8" M x 3/8" F x 100 mm.	180	LSB01002
1/2" M x 1/2" F x 10 mm.	450 10	LSB00103
1/2" M x 1/2" F x 20 mm.	380 10	LSB00203
1/2" M x 1/2" F x 30 mm.	240 10	LSB00303
1/2" M x 1/2" F x 40 mm.	200 10	LSB00403
1/2" M x 1/2" F x 50 mm.	160 5	LSB00503
1/2" M x 1/2" F x 60 mm.	140 5	LSB00603
1/2" M x 1/2" F x 70 mm.	130 5	LSB00703
1/2" M x 1/2" F x 80 mm.	140	LSB00803
1/2" M x 1/2" F x 100 mm.	105	LSB01003
3/4" M x 3/4" F x 20 mm.	210 10	LSB00204
3/4" M x 3/4" F x 40 mm.	130 10	LSB00404
3/4" M x 3/4" F x 50 mm.	100 5	LSB00504
3/4" M x 3/4" F x 60 mm.	90 5	LSB00604
3/4" M x 3/4" F x 80 mm.	96 1	LSB00804
3/4" M x 3/4" F x 100 mm.	78 1	LSB01004

Ø		CODE
3/8" M x 3/8" F x 30 mm.	360 10	LSBC0302
3/8" M x 3/8" F x 50 mm.	250 5	LSBC0502
3/8" M x 3/8" F x 100 mm.	180	LSBC1002
1/2" M x 1/2" F x 20 mm.	380 10	LSBC0203
1/2" M x 1/2" F x 40 mm.	200 10	LSBC0403
1/2" M x 1/2" F x 50 mm.	160 5	LSBC0503
1/2" M x 1/2" F x 60 mm.	140 5	LSBC0603
1/2" M x 1/2" F x 80 mm.	140 1	LSBC0803
1/2" M x 1/2" F x 100 mm.	105 1	LSBC1003
3/4" M x 3/4" F x 40 mm.	130 10	LSBC0404
3/4" M x 3/4" F x 50 mm.	100 5	LSBC0504
3/4" M x 3/4" F x 80 mm.	96 1	LSBC0804
3/4" M x 3/4" F x 100 mm.	78 1	LSBC1004



**NIPPLE -
CHROME-PLATED FINISH**



NIPPLE - BRASS FINISH

Ø		CODE
1/2" x 50 mm.	240 1	LSNC0503
1/2" x 60 mm.	160 1	LSNC0603
1/2" x 70 mm.	130 1	LSNC0703
1/2" x 100 mm.	100 1	LSNC1003
1/2" x 150 mm.	100 1	LSNC1503
3/4" x 50 mm.	140 1	LSNC0504
3/4" x 60 mm.	120 1	LSNC0604
3/4" x 70 mm.	100 1	LSNC0704
3/4" x 100 mm.	90 1	LSNC1004
3/4" x 150 mm.	60 1	LSNC1504
1" x 50 mm.	90 1	LSNC0505
1" x 100 mm.	45 1	LSNC1005
1" x 150 mm.	30 1	LSNC1505

Ø		CODE
1/2" x 50 mm.	240 5	LSN00503
1/2" x 60 mm.	160 5	LSN00603
1/2" x 70 mm.	160 5	LSN00703
1/2" x 80 mm.	140 2	LSN00803
1/2" x 90 mm.	140 2	LSN00903
1/2" x 100 mm.	100 2	LSN01003
1/2" x 150 mm.	100 2	LSN01503
1/2" x 200 mm.	70 2	LSN02003
1/2" x 250 mm.	70 2	LSN02503
3/4" x 50 mm.	140 5	LSN00504
3/4" x 60 mm.	120 5	LSN00604
3/4" x 70 mm.	100 5	LSN00704
3/4" x 80 mm.	90 3	LSN00804
3/4" x 90 mm.	90 3	LSN00904
3/4" x 100 mm.	90 2	LSN01004
3/4" x 150 mm.	70 2	LSN01504
3/4" x 200 mm.	50 2	LSN02004
3/4" x 250 mm.	40 2	LSN02504
1" x 50 mm.	90 5	LSN00505
1" x 60 mm.	80 5	LSN00605
1" x 70 mm.	60 5	LSN00705
1" x 80 mm.	90 3	LSN00805
1" x 90 mm.	70 2	LSN00905
1" x 100 mm.	60 2	LSN01005
1" x 125 mm.	50 2	LSN01255
1" x 150 mm.	44 2	LSN01505
1" x 200 mm.	30 2	LSN02005
1" x 250 mm.	30 2	LSN02505
1 1/4" x 50 mm.	45 5	LSN00506
1 1/4" x 60 mm.	45 5	LSN00606
1 1/4" x 70 mm.	40 5	LSN00706
1 1/4" x 80 mm.	40 2	LSN00806
1 1/4" x 90 mm.	36 3	LSN00906
1 1/4" x 100 mm.	30 2	LSN01006
1 1/4" x 125 mm.	26 2	LSN01256
1 1/4" x 150 mm.	20 2	LSN01506
1 1/4" x 200 mm.	26 2	LSN02006
1 1/4" x 250 mm.	26 2	LSN02506
1 1/2" x 100 mm.	76 2	LSN01007
1 1/2" x 150 mm.	50 2	LSN01507
1 1/2" x 200 mm.	34 2	LSN02007



**SLIDING BARREL NIPPLE -
BRASS FINISH**

Ø		CODE
1/2" x 100 mm.	100 2	LSP01003
1/2" x 150 mm.	100 2	LSP01503
1/2" x 200 mm.	70 2	LSP02003
3/4" x 100 mm.	90 2	LSP01004
3/4" x 150 mm.	70 2	LSP01504
3/4" x 200 mm.	50 2	LSP02004
1" x 100 mm.	60 2	LSP01005
1" x 150 mm.	44 2	LSP01505
1" x 200 mm.	30 2	LSP02005
1" x 250 mm.	30 2	LSP02505

THREADED FITTINGS - CHROME-PLATED



90 90° ELBOW F/F



Ø			CODE
3/8"	350	1	LS090P02
1/2"	200	1	LS090P03
3/4"	100	1	LS090P04
1"	60	1	LS090P05



92 90° ELBOW M/F



Ø			CODE
3/8"	350	1	LS092P02
1/2"	200	1	LS092P03
3/4"	100	1	LS092P04
1"	60	1	LS092P05



130 90° TEE



Ø			CODE
3/8"	250	1	LS130P02
1/2"	150	1	LS130P03
3/4"	60	1	LS130P04
1"	40	1	LS130P05



241 HEXAGONAL BUSHING M/F



Ø			CODE
1/2" M x 3/8" H	500	1	LS241P32
3/4" M x 1/2" H	300	1	LS241P43



245 HEXAGONAL REDUCED NIPPLE M/M



Ø			CODE
1/2" x 3/8"	450	1	LS245P32
3/4" x 1/2"	400	1	LS245P43



270 SOCKET F/F



Ø			CODE
3/8"	350	1	LS270P02
1/2"	250	1	LS270P03
3/4"	150	1	LS270P04
1"	100	1	LS270P05



280 HEXAGONAL NIPPLE M/M



Ø			CODE
3/8"	400	1	LS280P02
1/2"	350	1	LS280P03
3/4"	200	1	LS280P04
1"	150	1	LS280P05



290 PLUG M



Ø			CODE
3/8"	500	1	LS290P02
1/2"	400	1	LS290P03
3/4"	350	1	LS290P04
1"	200	1	LS290P05



300 HEXAGONAL CAP F



Ø			CODE
3/8"	500	1	LS300P02
1/2"	450	1	LS300P03
3/4"	300	1	LS300P04
1"	200	1	LS300P05



529 HEXAGONAL EXTENSION



Ø			CODE
3/8"	400	1	LS529P02
1/2"	300	1	LS529P03
3/4"	250	1	LS529P04
1"	120	1	LS529P05

SOLDERING FITTINGS FOR COPPER PIPES



90 90° ELBOW F/CU



Ø		CODE
1/2" x 12	420 20	LSR90123
1/2" x 15	400 20	LSR90153
1/2" x 18	270 15	LSR90183
1/2" x 22	210 15	LSR90223
3/4" x 18	200 10	LSR90184
3/4" x 22	150 10	LSR90224
3/4" x 28	100 10	LSR90284
1" x 28	80 10	LSR90285



92 90° ELBOW M/CU



Ø		CODE
1/2" x 12	340 20	LSR92123
1/2" x 15	320 20	LSR92153
1/2" x 18	270 15	LSR92183
1/2" x 22	210 10	LSR92223
3/4" x 22	160 10	LSR92224



243 STRAIGHT M/CU




Ø		CODE
1/2" x 12	600 20	LSR43123
1/2" x 15	600 20	LSR43153
1/2" x 18	450 15	LSR43183
3/4" x 15	375 15	LSR43154
3/4" x 18	300 10	LSR43184
3/4" x 22	300 10	LSR43224
3/4" x 28	220 10	LSR43284
1" x 22	200 10	LSR43225
1" x 28	180 10	LSR43285
1 1/2" x 42	60 5	LSR43427



270 STRAIGHT F/CU



Ø		CODE
1/2" x 12	560 20	LSR27123
1/2" x 15	540 20	LSR27153
1/2" x 18	420 15	LSR27183
1/2" x 22	300 15	LSR27223
3/4" x 15	330 15	LSR27154
3/4" x 18	300 10	LSR27184
3/4" x 22	230 10	LSR27224
3/4" x 28	170 10	LSR27284
1" x 22	170 10	LSR27225
1" x 28	130 10	LSR27285
1 1/4" x 35	70 5	LSR27356
1 1/2" x 42	45 5	LSR27427



359 STRAIGHT TAP CONNECTOR



Ø		CODE
1/2" x 12	420 20	LSR59123
1/2" x 15	380 20	LSR59153
1/2" x 18	330 15	LSR59183
1/2" x 22	255 15	LSR59223
3/4" x 15	255 15	LSR59154
3/4" x 18	230 10	LSR59184
3/4" x 22	180 10	LSR59224
1" x 18	160 10	LSR59185
1" x 22	130 10	LSR59225
1" x 28	110 10	LSR59285



130 TEE F/CU



Ø		CODE
1/2" x 15	260 20	LSR13153
1/2" x 18	210 15	LSR13183
1/2" x 22	120 15	LSR13223
3/4" x 28	70 10	LSR13284



WALLPLATE F/CU



Ø		CODE
1/2" x 15	240 20	LSRCP153
1/2" x 22	135 15	LSRCP223
3/4" x 18	140 10	LSRCP184
3/4" x 22	120 10	LSRCP224

REPAIR PARTS



SEALING CLAMP


Ø		CODE
10	160 10	VS700010
12	140 10	VS700012
14	100 10	VS700014
15	100 10	VS700015
16	90 10	VS700016
18	90 10	VS700018
20	80 10	VS700020
22	60 10	VS700022
25	50 5	VS700025
28	40 5	VS700028
32	35 5	VS700032
35	30 5	VS700035
42	20 5	VS700042
54	10 5	VS700054
63	7 1	VS700063



INTAKE CLAMP


Ø		CODE
1/2" x 10 mm.	120 10	VS701010
1/2" x 12 mm.	100 10	VS701012
1/2" x 14 mm.	90 10	VS701014
1/2" x 15 mm.	90 10	VS701015
1/2" x 16 mm.	80 10	VS701016
1/2" x 18 mm.	80 10	VS701018
1/2" x 20 mm.	70 10	VS701020
1/2" x 22 mm.	60 10	VS701022
3/4" x 25 mm.	40 5	VS701025
3/4" x 28 mm.	30 5	VS701028
3/4" x 32 mm.	25 5	VS701032
3/4" x 35 mm.	25 5	VS701035
1" x 42 mm.	15 5	VS701042
1 1/4" x 54 mm.	10 5	VS701054

COMPRESSION FITTINGS FOR COPPER PIPES


MALE STRAIGHT


Ø		CODE
3/8" x 12	200 10	TAP00022
3/8" x 15	180 10	TAP00052
1/2" x 12	150 10	TAP00023
1/2" x 15	100 10	TAP10053
1/2" x 16	100 10	TAP10063
1/2" x 18	100 10	TAP10073
1/2" x 22	70 10	TAP00093
3/4" x 15	80 10	TAP10054
3/4" x 18	70 10	TAP10074
3/4" x 22	50 10	TAP10094
1" x 22	50 10	TAP10095
1" x 28	30 5	TAP100B5



DOUBLE STRAIGHT


Ø		CODE
12 x 12	150 10	TAP00122
15 x 12	100 10	TAP00152
15 x 15	100 10	TAP10155
16 x 16	100 10	TAP10166
18 x 18	100 10	TAP10177
22 x 15	60 10	TAP00195
22 x 22	50 10	TAP00199
28 x 28	30 5	TAP001BB




FEMALE STRAIGHT

Ø		CODE
3/8" x 10	200 10	TAP00212
3/8" x 12	150 10	TAP00222
3/8" x 15	120 10	TAP00252
1/2" x 12	150 10	TAP00223
1/2" x 15	100 10	TAP10253
1/2" x 16	100 10	TAP10263
1/2" x 18	100 10	TAP10273
1/2" x 22	60 10	TAP00293
3/4" x 15	80 10	TAP00254
3/4" x 18	60 10	TAP10274
3/4" x 22	50 10	TAP00294
1" x 22	50 10	TAP10295
1" x 28	30 5	TAP002B5



DOUBLE ELBOW

Ø		CODE
12 x 12	100 10	TAP00322
15 x 15	100 10	TAP10355
16 x 16	70 10	TAP10366
18 x 18	60 10	TAP10377
22 x 22	40 10	TAP00399
28 x 28	20 5	TAP003BB



FEMALE ELBOW

Ø		CODE
3/8" x 12	100 10	TAP00522
1/2" x 12	100 10	TAP00523
1/2" x 15	80 10	TAP00553
1/2" x 16	60 10	TAP10563
1/2" x 18	70 10	TAP10573
3/4" x 15	50 10	TAP00554
3/4" x 22	50 10	TAP00594
1" x 28	30 5	TAP005B5



MALE ELBOW

Ø		CODE
3/8" x 12	150 10	TAP00422
1/2" x 12	120 10	TAP00423
1/2" x 15	100 10	TAP10453
1/2" x 18	60 10	TAP10473
3/4" x 22	40 10	TAP10494
1" x 28	30 5	TAP104B5




WALLPLATE

Ø		CODE
1/2" x 15	40 10	TAP00653



TEE


Ø		CODE
12 x 12 x 12	100 10	TAP07222
15 x 15 x 15	60 10	TAP17555
16 x 16 x 16	40 10	TAP17666
18 x 18 x 18	50 10	TAP17777
22 x 15 x 22	30 10	TAP07959
22 x 22 x 22	20 10	TAP07999
28 x 28 x 28	15 5	TAP07BBB



FEMALE TEE

Ø		CODE
1/2" x 15 x 15	50 10	TAP19535
1/2" x 22 x 22	30 10	TAP09939
3/4" x 22 x 22	30 10	TAP19949

COMPRESSION FITTINGS FOR PEX PIPES



Ø		CODE
12 x 12 x 2.0	100 10	TR8RD012
15 x 15 x 2.5	100 10	TR8RD015
16 x 16 x 2.0	100 10	TR9RD016
16 x 16 x 2.2	100 10	TR8RD016
18 x 18 x 2.5	80 10	TR8RD018
20 x 20 x 2.0	60 10	TR9RD020
20 x 20 x 2.8	60 10	TR8RD020
22 x 22 x 3.0	50 5	TR8RD022
25 x 25 x 2.3	40 5	TR9RD025
25 x 25 x 3.5	40 10	TR8RD025
32 x 32 x 3.0	25 1	TR9RD032



Ø		CODE
3/8" x 12 x 2.0	150 10	TR8RH122
1/2" x 12 x 2.0	150 10	TR9RH123
1/2" x 15 x 2.5	150 10	TR8RH153
1/2" x 16 x 2.0	150 10	TR9RH163
1/2" x 16 x 2.2	150 10	TR8RH163
1/2" x 18 x 2.5	100 10	TR8RH183
1/2" x 20 x 2.0	80 10	TR9RH203
1/2" x 20 x 2.8	80 10	TR8RH203
1/2" x 22 x 3.0	60 10	TR8RH223
3/4" x 16 x 2.0	100 10	TR9RH164
3/4" x 16 x 2.2	100 10	TR8RH164
3/4" x 18 x 2.5	80 10	TR8RH184
3/4" x 20 x 2.0	80 10	TR9RH204
3/4" x 20 x 2.8	80 10	TR8RH204
3/4" x 22 x 3.0	70 10	TR8RH224
3/4" x 25 x 2.3	50 10	TR9RH254
3/4" x 25 x 3.5	50 5	TR8RH254
3/4" x 32 x 3.0	40 5	TR9RH324
1" x 25 x 2.3	40 5	TR9RH255(1)
1" x 25 x 3.5	40 5	TR8RH255
1" x 32 x 3.0	40 1	TR9RH325




Ø		CODE
3/8" x 12 x 2.0	170 10	TR8RM122
1/2" x 12 x 2.0	170 10	TR8RM123
1/2" x 15 x 2.5	160 10	TR8RM153
1/2" x 16 x 2.0	160 10	TR9RM163
1/2" x 16 x 2.2	160 10	TR8RM163
1/2" x 18 x 2.5	100 10	TR8RM183
1/2" x 20 x 2.0	100 10	TR9RM203
1/2" x 20 x 2.8	100 10	TR8RM203
1/2" x 22 x 3.0	60 10	TR8RM223
3/4" x 16 x 2.0	120 10	TR9RM164
3/4" x 16 x 2.2	120 10	TR8RM164
3/4" x 18 x 2.5	100 10	TR8RM184
3/4" x 20 x 2.0	80 10	TR9RM204
3/4" x 20 x 2.8	80 10	TR8RM204
3/4" x 22 x 3.0	60 10	TR8RM224
3/4" x 25 x 2.3	50 10	TR9RM254
3/4" x 25 x 3.5	50 10	TR8RM254
3/4" x 32 x 3.0	40 5	TR9RM324
1" x 25 x 2.3	40 5	TR9RM255
1" x 25 x 3.5	40 10	TR8RM255
1" x 32 x 3.0	40 1	TR9RM325



Ø		CODE
12 x 12 x 2.0	80 10	TR9CD012
15 x 15 x 2.5	80 10	TR8CD015
16 x 16 x 2.0	80 10	TR9CD016
16 x 16 x 2.2	80 10	TR8CD016
18 x 18 x 2.5	60 10	TR8CD018
20 x 20 x 2.0	50 10	TR9CD020
20 x 20 x 2.8	50 10	TR8CD020
22 x 22 x 3.0	40 10	TR8CD022
25 x 25 x 2.3	20 5	TR9CD025
25 x 25 x 3.5	20 5	TR8CD025 (1)
32 x 32 x 3.0	20 1	TR9CD032




Ø		CODE
1/2" x 16 x 2.0	70 10	TR9A0163
1/2" x 16 x 2.2	70 10	TR8A0163



Ø		CODE
1/2" x 16 x 2.0	70 10	TR9A5163


(1) Available while stocks last



MALE ELBOW




Ø			CODE
1/2" x 15 x 2.5	100	10	TR8CM153
1/2" x 16 x 2.0	100	10	TR9CM163
1/2" x 16 x 2.2	100	10	TR8CM163
1/2" x 18 x 2.5	80	10	TR8CM183
1/2" x 20 x 2.0	60	10	TR9CM203
1/2" x 20 x 2.8	60	10	TR8CM203(1)
3/4" x 16 x 2.0	70	10	TR9CM164
3/4" x 16 x 2.2	70	10	TR8CM164
3/4" x 18 x 2.5	70	10	TR8CM184
3/4" x 20 x 2.0	50	10	TR9CM204
3/4" x 20 x 2.8	50	10	TR8CM204
3/4" x 22 x 3.0	50	10	TR8CM224
3/4" x 25 x 2.3	30	5	TR9CM254
3/4" x 25 x 3.5	30	5	TR8CM254
3/4" x 32 x 3.0	20	5	TR9CM324
1" x 25 x 2.3	30	5	TR9CM255
1" x 25 x 3.5	30	5	TR8CM255
1" x 32 x 3.0	20	1	TR9CM325



FEMALE ELBOW




Ø			CODE
3/8" x 15 x 2.5	80	10	TR8CH152(1)
1/2" x 12 x 2.0	80	10	TR8CH123
1/2" x 15 x 2.5	80	10	TR8CH153
1/2" x 16 x 2.0	80	10	TR9CH163
1/2" x 16 x 2.2	80	10	TR8CH163
1/2" x 18 x 2.5	70	10	TR8CH183
1/2" x 20 x 2.0	60	10	TR9CH203
1/2" x 20 x 2.8	60	10	TR8CH203
1/2" x 22 x 3.0	40	10	TR8CH223
3/4" x 16 x 2.0	40	10	TR9CH164
3/4" x 16 x 2.2	40	10	TR8CH164
3/4" x 18 x 2.5	40	10	TR8CH184
3/4" x 20 x 2.0	40	10	TR9CH204
3/4" x 20 x 2.8	40	10	TR8CH204
3/4" x 22 x 3.0	40	10	TR8CH224
3/4" x 25 x 2.3	30	5	TR9CH254
3/4" x 25 x 3.5	30	5	TR8CH254
3/4" x 32 x 3.0	20	5	TR9CH324(1)
1" x 25 x 2.3	30	5	TR9CH255
1" x 25 x 3.5	30	5	TR8CH255
1" x 32 x 3.0	20	1	TR9CH325



TEE




Ø			CODE
12 x 12 x 12 x 2.0	60	10	TR9TD012(1)
15 x 15 x 15 x 2.5	60	10	TR8TD015
16 x 16 x 16 x 2.0	60	10	TR9TD016
16 x 16 x 16 x 2.2	60	10	TR8TD016
18 x 18 x 18 x 2.5	40	10	TR8TD018
20 x 20 x 20 x 2.0	30	10	TR9TD020
22 x 22 x 22 x 3.0	20	5	TR8TD022
25 x 25 x 25 x 2.3	20	5	TR9TD025
32 x 32 x 32 x 3.0	10	1	TR9TD032(1)



WALLPLATE




Ø			CODE
1/2" x 15 x 2.5	50	10	TR8CP153 (1)
1/2" x 16 x 2.0	50	10	TR9CP163
1/2" x 16 x 2.2	50	10	TR8CP163
1/2" x 18 x 2.5	50	10	TR8CP183
1/2" x 20 x 2.0	40	10	TR9CP203
1/2" x 20 x 2.8	40	10	TR8CP203



MALE TEE



Ø			CODE
1/2" x 16 x 2.0	60	10	TR9TM163
1/2" x 20 x 2.0	30	10	TR9TM203
1/2" x 20 x 2.8	30	10	TR8TM203
1/2" x 22 x 3.0	30	10	TR8TM223
3/4" x 16 x 2.2	40	10	TR8TM164
3/4" x 20 x 2.0	30	10	TR9TM204
3/4" x 20 x 2.8	30	10	TR8TM204
3/4" x 25 x 2.3	20	10	TR9TM254
3/4" x 25 x 3.5	20	5	TR8TM254
3/4" x 32 x 3.0	20	5	TR9TM324
1" x 32 x 3.0	10	1	TR9TM325



FEMALE TEE




Ø			CODE
1/2" x 15 x 2.5	50	10	TR8TH153
1/2" x 16 x 2.0	50	10	TR9TH163
1/2" x 16 x 2.2	50	10	TR8TH163
1/2" x 18 x 2.5	40	10	TR8TH183
1/2" x 20 x 2.0	30	10	TR9TH203
1/2" x 22 x 3.0	30	10	TR8TH223
3/4" x 16 x 2.0	30	10	TR9TH164
3/4" x 16 x 2.2	30	10	TR8TH164
3/4" x 20 x 2.0	30	10	TR9TH204
3/4" x 20 x 2.8	30	10	TR8TH204
3/4" x 22 x 3.0	30	5	TR8TH224
3/4" x 25 x 2.3	20	5	TR9TH254
3/4" x 25 x 3.5	20	5	TR8TH254(1)
3/4" x 32 x 3.0	15	5	TR9TH324
1" x 25 x 2.3	20	5	TR9TH255
1" x 25 x 3.5	20	5	TR8TH255
1" x 32 x 3.0	15	1	TR9TH325




**100° AND 105°
PLASTIC BOX FOR ELBOW**

Ø		CODE
Unique	400 1	TR9PL100

COMPRESSION FITTINGS FOR MULTILAYER PIPES



**DOUBLE
STRAIGHT**



FEMALE STRAIGHT



Ø		CODE
16 x 16	100 10	TM011616
18 x 18	80 10	TM011818
20 x 20	60 10	TM012020
26 x 26	40 5	TM012626
32 x 32	25 5	TM013232

Ø		CODE
1/2" x 16	150 10	TM021603
1/2" x 18	100 10	TM021803
1/2" x 20	80 10	TM022003
3/4" x 16	100 10	TM021604
3/4" x 18	80 10	TM021804
3/4" x 20	80 10	TM022004
3/4" x 26	50 5	TM022604
1" x 26	40 5	TM022605
1" x 32	40 5	TM023205



MALE STRAIGHT



DOUBLE ELBOW



Ø		CODE
1/2" x 16	160 10	TM001603
1/2" x 18	100 10	TM001803
1/2" x 20	100 10	TM002003
3/4" x 16	120 10	TM001604
3/4" x 18	100 10	TM001804
3/4" x 20	80 10	TM002004
3/4" x 26	50 5	TM002604
1" x 26	40 5	TM002605
1" x 32	40 1	TM003205

Ø		CODE
16 x 16	80 10	TM031616
18 x 18	50 10	TM031818
20 x 20	50 10	TM032020
26 x 26	20 5	TM032626
32 x 32	20 1	TM033232



MALE ELBOW



Ø		CODE
1/2" x 16	100 10	TM041603
1/2" x 18	80 10	TM041803
1/2" x 20	60 10	TM042003
3/4" x 16	70 10	TM041604
3/4" x 18	70 10	TM041804
3/4" x 20	50 10	TM042004
3/4" x 26	30 5	TM042604
1" x 26	30 5	TM042605
1" x 32	30 1	TM043205



FEMALE ELBOW



Ø		CODE
1/2" x 16	80 10	TM051603
1/2" x 18	70 10	TM051803
1/2" x 20	60 10	TM052003
3/4" x 16	40 10	TM051604
3/4" x 18	40 10	TM051804
3/4" x 20	40 10	TM052004
3/4" x 26	30 5	TM052604
1" x 26	30 5	TM052605
1" x 32	20 1	TM053205



WALLPLATE ELBOW




Ø		CODE
1/2" x 16	50 10	TM061603
1/2" x 18	50 10	TM061803



TEE



Ø		CODE
16 x 16 x 16	60 10	TM070666
18 x 18 x 18	30 10	TM070777
20 x 20 x 20	30 10	TM070888
26 x 26 x 26	20 5	TM072666
32 x 32 x 32	10 1	TM070CCC



MALE TEE



Ø		CODE
1/2" x 16	60 10	TM080636
1/2" x 18	40 10	TM080737
1/2" x 20	30 10	TM080838
3/4" x 16	40 10	TM080646
3/4" x 18	40 10	TM080747
3/4" x 20	30 10	TM080848
3/4" x 26	20 5	TM082646
1" x 26	15 5	TM082656
1" x 32	10 1	TM080C5C



FEMALE TEE



Ø		CODE
1/2" x 16	50 10	TM090636
1/2" x 18	40 10	TM090737
1/2" x 20	30 10	TM090838
3/4" x 16	30 10	TM090646
3/4" x 18	30 10	TM090747
3/4" x 20	30 10	TM090848
3/4" x 26	20 5	TM092646
1" x 26	20 5	TM092656
1" x 32	10 1	TM090C5C



PLUG



Ø		CODE
16 x 2,0	300 10	TMTP1603



ATUSA GRUPO EMPRESARIAL S.A.

Polígono Industrial ATUSA - Agurain
01200 SALVATIERRA - Álava - **ESPAÑA**

Tel. +34 945180000

export@atusagroup.com

www.atusagroup.com